

The Noflay Stove:

An Advanced, Low-Cost Clay Brick Stove



Rebecca Chin, Audrey Yank, Benjamin Stevenson, Brett Snider,
Maxime Ouellet-Payeur, Adama Sow, Sitelle Cheskey,
Meredith Kushnir, Roger Samson

January 26, 2013
ETHOS 2013

REAP-CANADA
www.reap-canada.com



Introduction

- REAP is working in the Gambian and Senegalese border area since 2004



- In West Africa:
 - Wood >90% of energy requirements
 - Deforestation
 - Soil erosion



Deforestation: Border area of Gambia/Senegal



Fuelwood Demands

- Fuelwood collection:
 - 2.3h/day by women in Wack Ngouna, Senegal
- Problems of deforestation and fuelwood collection
 - reduce fuelwood consumption
 - increase tree planting and protection



REAP Stove Experiences in West Africa

Evolution

- **5000 Mayon Turbo Rice Hull / Groundnut Shell Stoves (MTS) (2004-2013)**
 - Well received but expensive (\$20)
 - Lots of tending for the long cooking cycles of West Africa
- **250 Bucket Rocket Stoves (2005-2010)**
 - Well received but expensive (\$15)
 - Somewhat undersized
 - Weak on longevity
- **2000 Noflay Clay Brick Stoves (2012-2013)**
 - \$10
- **All these stoves were sold at a market price of \$5 in rural communities**



Brick Stove Design Evolution

- **Local 24 Brick Rocket Stove (2010)**
 - Our first attempt at a low cost clay brick stove
 - Problems of excess air and no preheated air
 - Lack of clean combustion and low heat transfer
 - Walls vulnerable to being pushed out by heavy pots



Advanced Clay Stove Designs

- **Positive features of Esperanza and the Lion stoves**
 - Low excess air
 - Improved heat transfer
 - preheated and multiple entry sources for primary air



- Best fit for Senegalese/Gambian households: Esperanza stove
- A cultural and technological manufacturing leap
 - Expensive and material intensive to produce and transport



Objectives of Noflay Stove

Technical Issues

- Create a low cost design compared to existing metal or advanced clay stoves
- ↓ fuelwood consumption
- ↓ indoor air pollution
- Have good stove longevity

Social issues

- Have high cultural acceptance
- Promote local entrepreneurship and skill development
- Reduce drudgery on rural women



Original Noflay Prototype

- Produced September 2011 in Gambia
 - Used readily available housing bricks to prototype combustion chamber and shroud
 - Performance appeared promising
 - But using conventional bricks was a problem!



Combustion Chamber

Brick Production

- The best high quality clay is sourced and the bricks are fired in a kiln



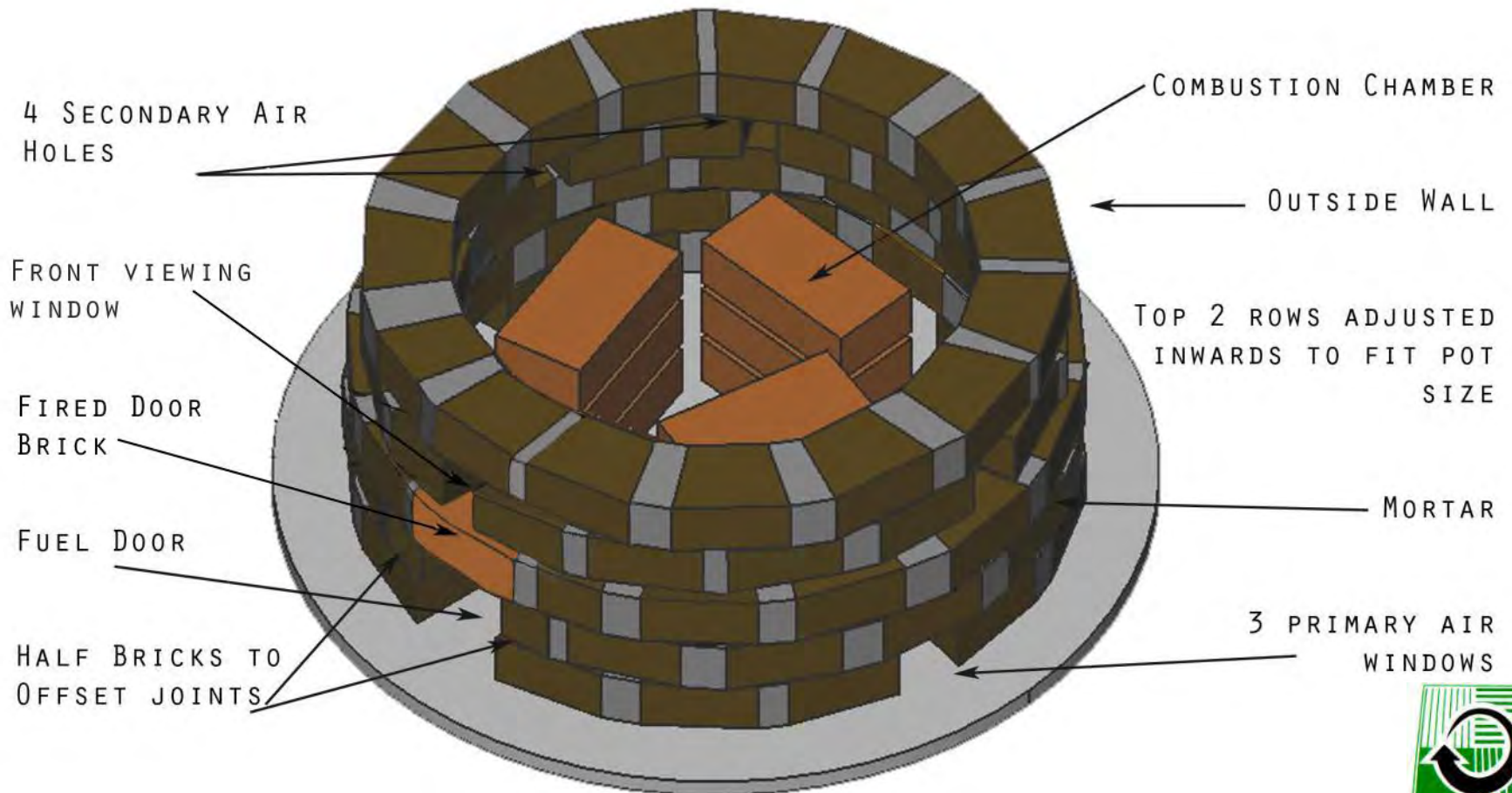
Shroud Brick Production

- 100% high quality clay or local clay and lime may be used



Noflay Design Evolution (Jan 2013)

- “Noflay” = ‘convenience’, ‘easy’ or ‘no problem’



Element #1: Combustion chamber

- Fired bricks (9 in total) stacked to 20 cm height
- Open triangular shape encloses the fire
 - Good flame formation
 - Good residence time
- Achieves high temperatures:
 - Incoming preheated air
- Provides a stable pot support




Element #2: Shroud

- Custom built to create a 1.5cm gap to the pot
- Unfired bricks used to save \$
- Small front door minimizes cold air entry into the combustion chamber
- Viewing window to monitor the fire
- Is an excellent wind screen
- Provides outstanding safety




How is the Primary Air Preheated?

- Size of front door limited
- 3 primary air holes are non-aligned with combustion chamber and provides counter-flow
- Space between combustion chamber bricks allows air to enter
- Gap between shroud and combustion chamber allows air to preheat



Secondary Combustion

- Air holes are created in the 4th row to allow for more complete burning of the gases

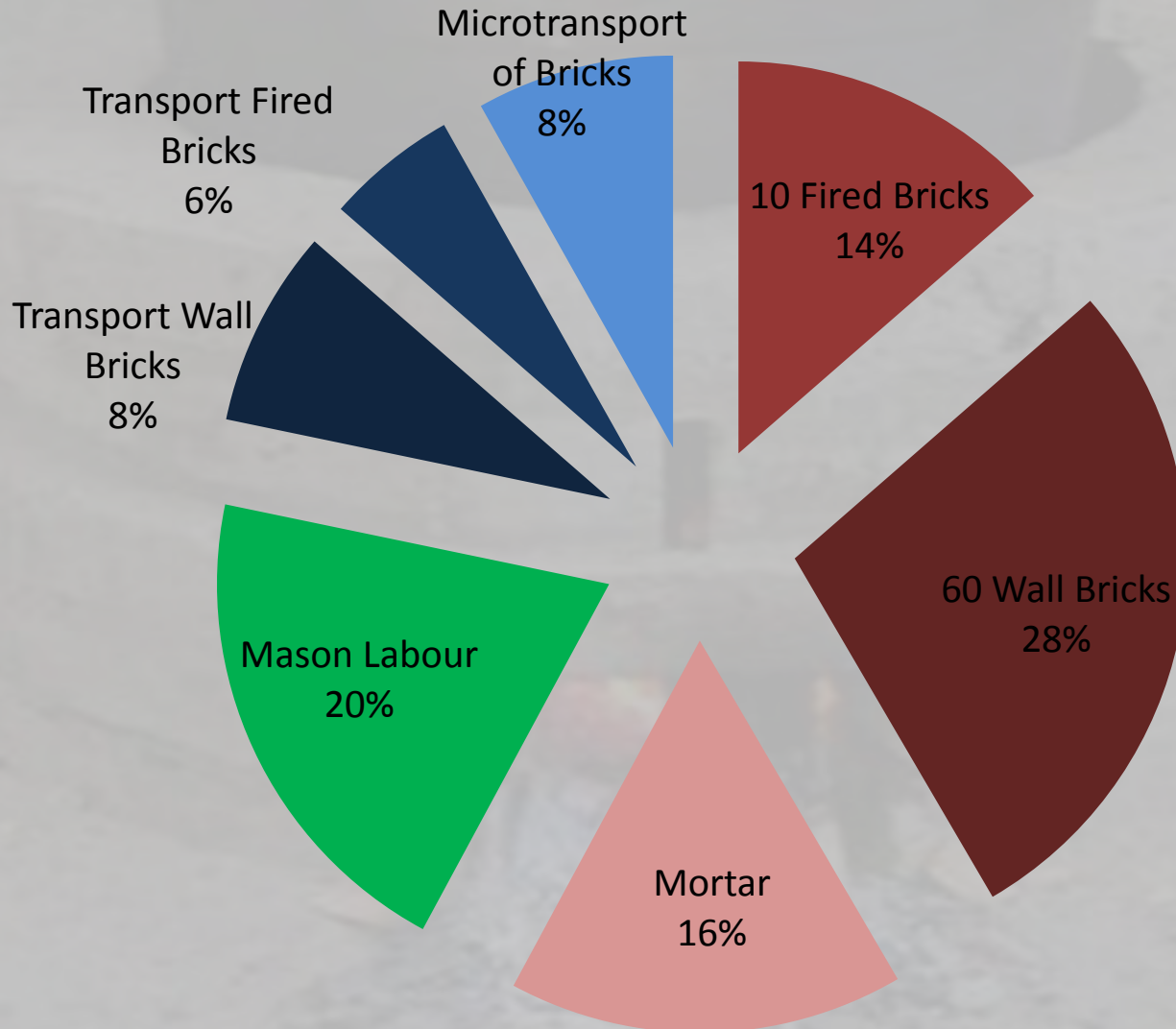


Preliminary Results: Cooking and Fuel

- Boils 5 liters of water in 17-20 min.
- Saves fuel (early feedbacking ~ $\frac{1}{3}$ – $\frac{1}{2}$ reduction)
- Can use much smaller pieces of fuel (shrub branches/bark)
- Low particulate load relative to 3 stone fire
(*“no more tears in the kitchen”*)



Preliminary Cost Breakdown: ~\$10




Training the local team

- Men and women farmers learn the brick making techniques rapidly and can produce ~200 bricks per day
- Best to use teams of local masons who can build 5 stoves per person per day
- Closely monitor the stove installations for creating correct gap and using good mortar mix




High Cultural Acceptance

- The cookstove is intuitive to use and easy to operate
- Fuel savings and wider fuel diversity greatly appreciated
- Speed, low tending requirement, low smoke and safety all commonly reported




Environmental Sustainability

- Reduces fuelwood consumption by 1/3rd to 1/2 thereby protecting landscape ecology
- Reduced particulate loading
- Low material consumption and all local natural materials (No fossil energy requirement or steel)
- Most transport can be done using horse/donkey cart



Social Sustainability

- Money is retained in the community & supports local rural jobs
- Brick makers & masons advance skills & entrepreneurship
- Women & men can partake in the activity
- Less conflict over fuel gathering



Next Steps

- Complete in-field emissions testing and lab testing at McGill University, Montreal
- Scale up from 2000 to 10,000 Noflay stoves per year
- Make incremental improvements in the design, brick production and stove installation
- Develop the business model to strengthen the “clay economy” by using the kilns for other household applications (house bricks, floor tiles)



For more information:



reap-canada.com

Growing Green Prosperity  *Cultiver la prospérité verte*

REAP's Stove Development work has been supported by:

*Canadian International Development Agency (CIDA)
Department of Foreign Affairs and International Trade (DFAIT)
N.A. Taylor Foundation*